



振大環球股份有限公司

法人說明會

公司簡報

Presented by Great Giant

免責聲明

- 本簡報資料可能包含對於未來展望的表述，是基於對現況的預期，但同時受限於已知或未知不確定性的影響，實際結果將可能於表述內容不同。
- 以上所提供之所有資訊僅供參考，實際資料請參考公開資訊觀測站。另除法令要求外，公司並無義務因應新資訊的產生或未來事件的發生，主動更新對未來展望的表述。

AGENDA

1. 公司簡介
2. 經營績效
3. 未來展望





公司簡介



振大環球基本資料



1991年

創立

6.8億

實收資本額

5554人

集團員工總數

主要產品

針織、平織
無縫成衣
設計製造

主要客戶

線上電商/實體通路/國際品牌

台北 營運總部
宜蘭 樣品中心
台灣營運據點



越南營運據點

GREAT GLOBAL
NING BINH(VIETNAM)



GOLDEN VIGOROUS
PHU THO(VIETNAM)



GVI OFFICE
HANOI (VIETNAM)



馬達加斯加營運據點

GAMA
ANTANANARIVO(MAD)



BAOBAB
ANTANANARIVO(MAD)(興建中)



振大環球 多樣化產品組合



ACTIVE



OUTDOOR



CASUAL



FASHION



SLEEPWEAR



SEAMLESS



KIDS

振大環球 多元客戶組合



百貨品牌

Walmart   macy's
NORDSTROM









企業/學校制服

 CHAMPRO[®]  SANMAR

會員制通路客戶

 BJ's  COSTCO
WHOLESALE
sam's club 

國際知名品牌

GORE-TEX[®] PRODUCTS  adidas[®]
 OAKLEY  TOMMY
HILFIGER
PERRY ELLIS  NAUTICA
 Eddie Bauer[®]
EST. 1920  GREG NORMAN
 ROXY  ANTIGUA
APPAREL

戶外運動

 SITKA
 DICK'S
SPORTING GOODS.

線上電商

amazon

Sofia Grainge

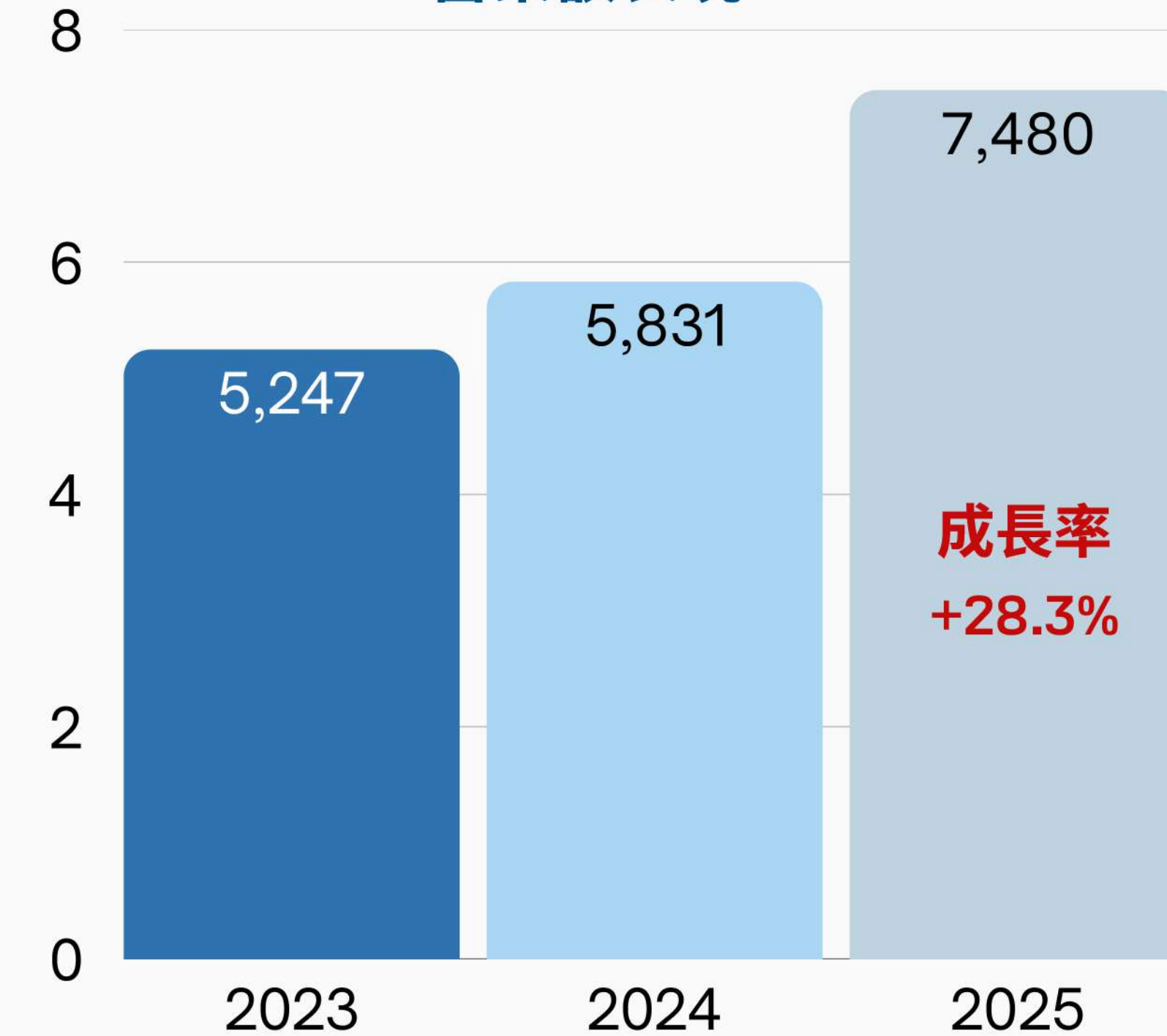
經營績效



重要財務指標



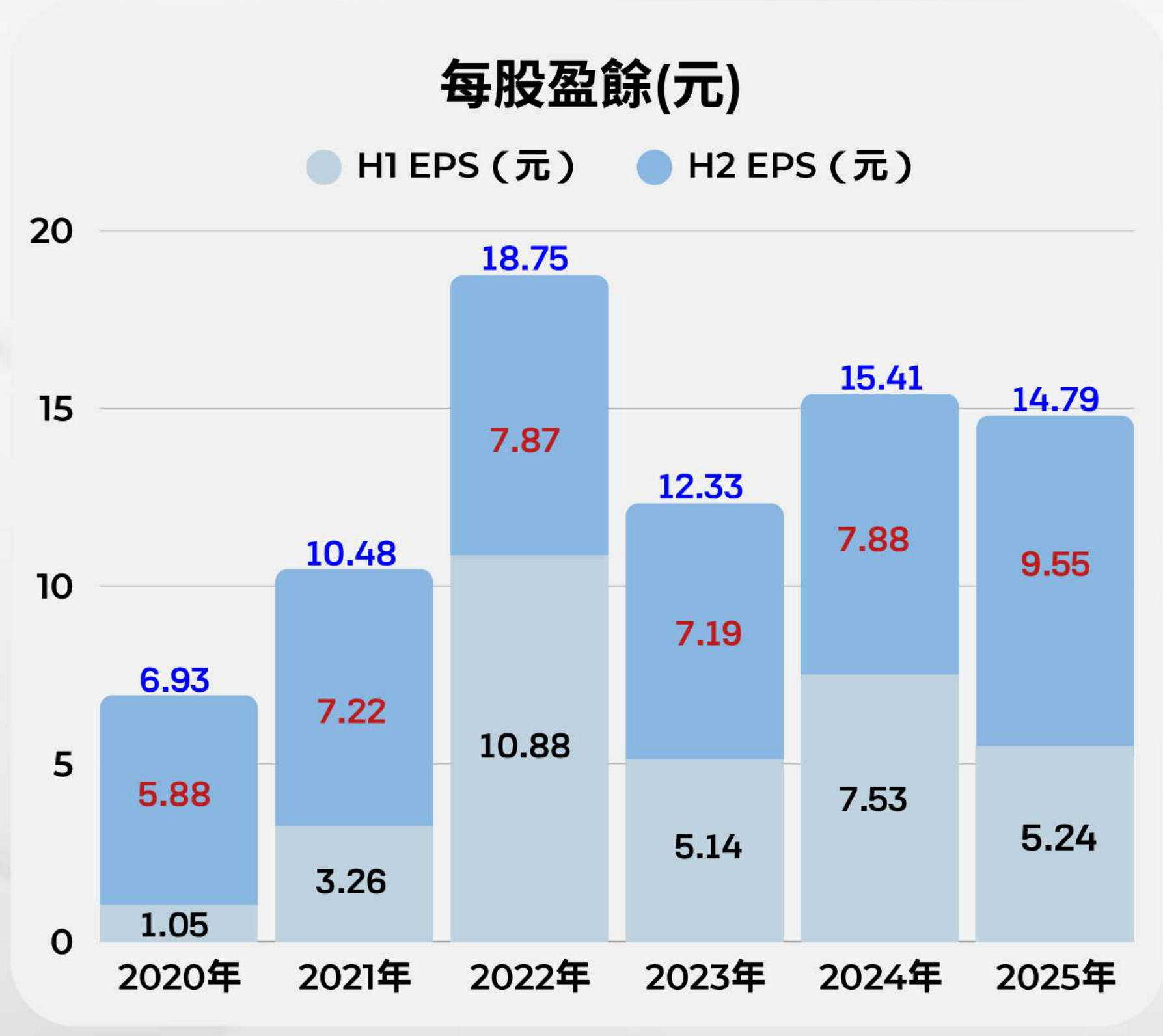
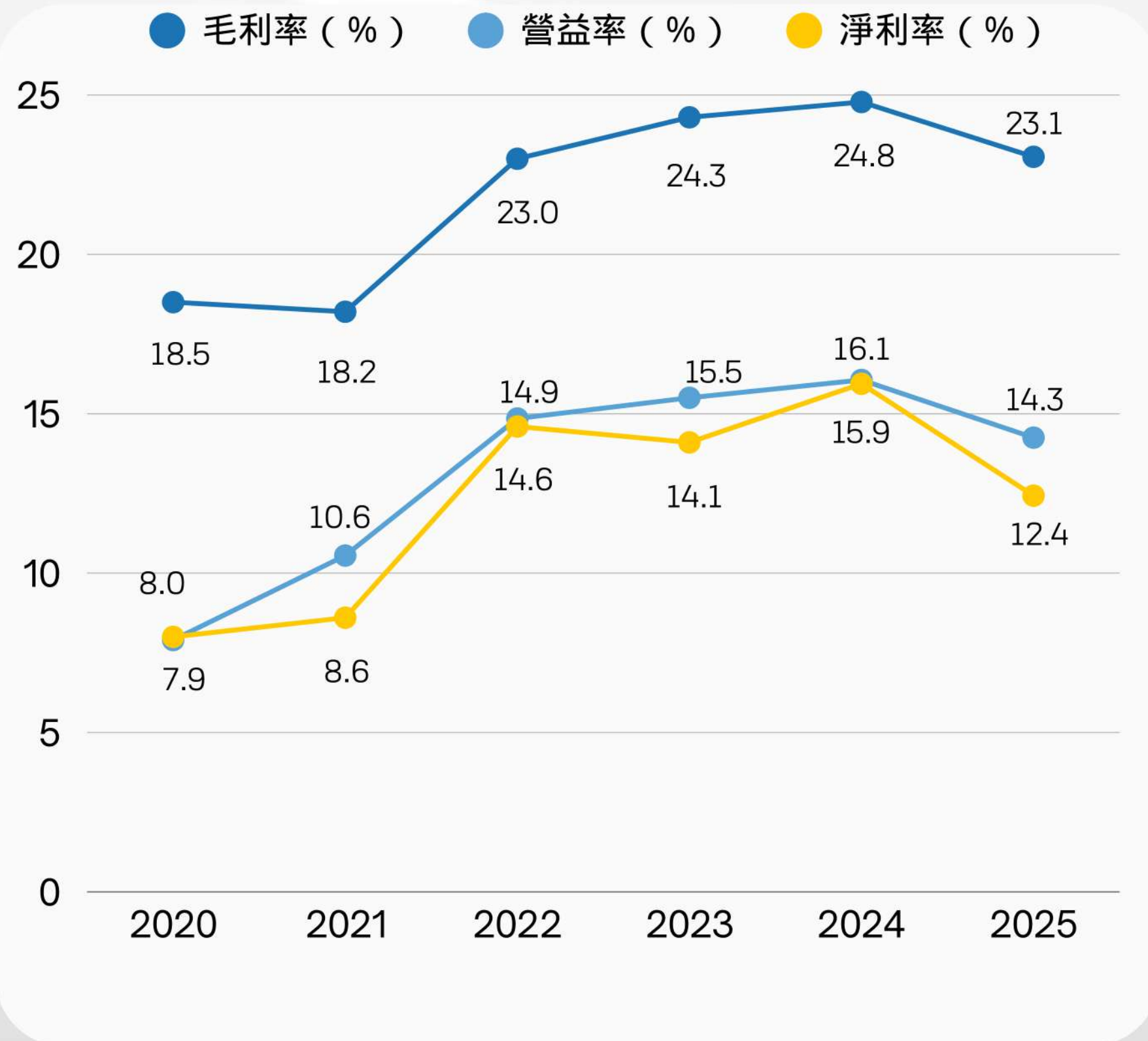
營業額表現



單位：新台幣百萬元

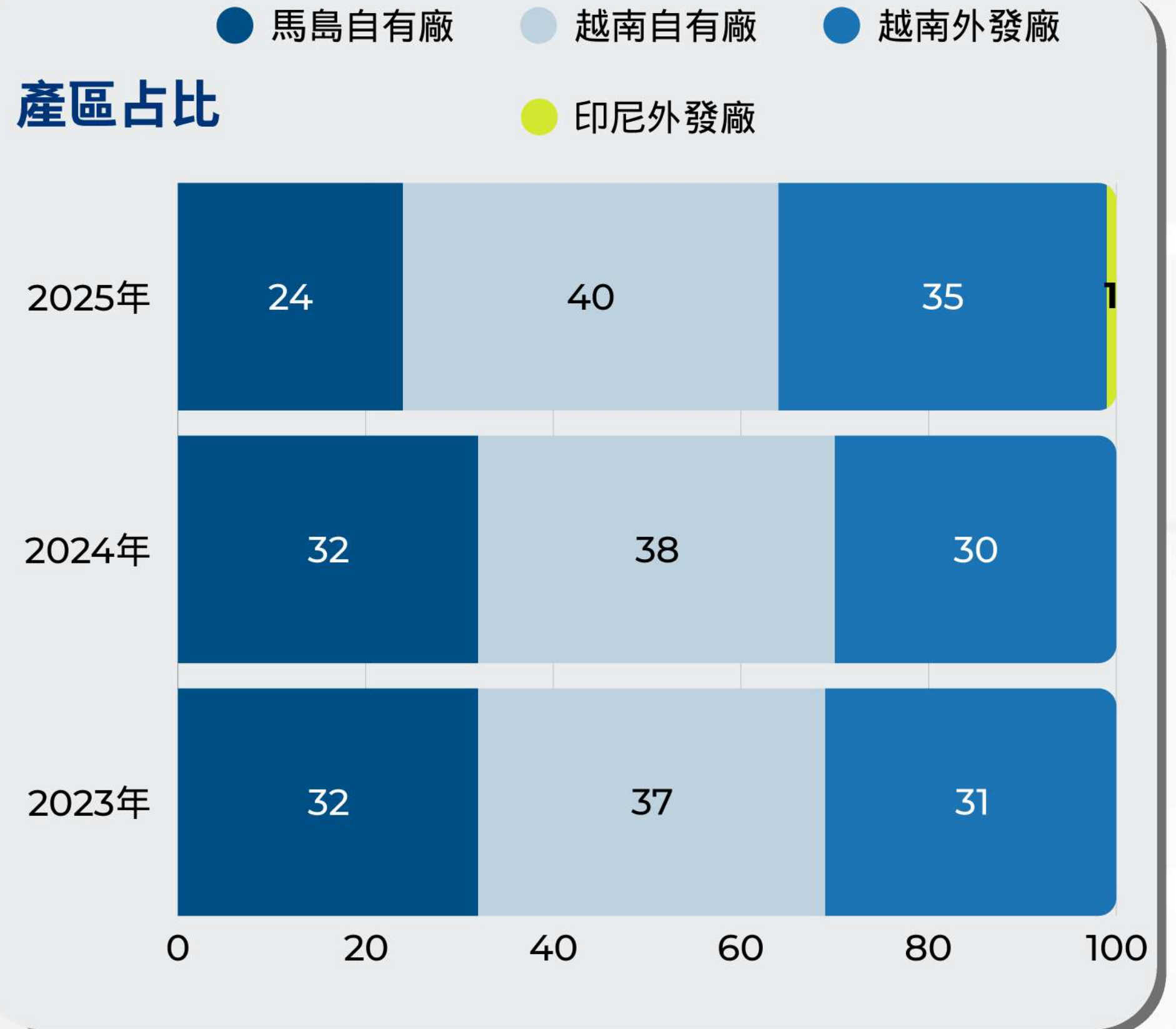
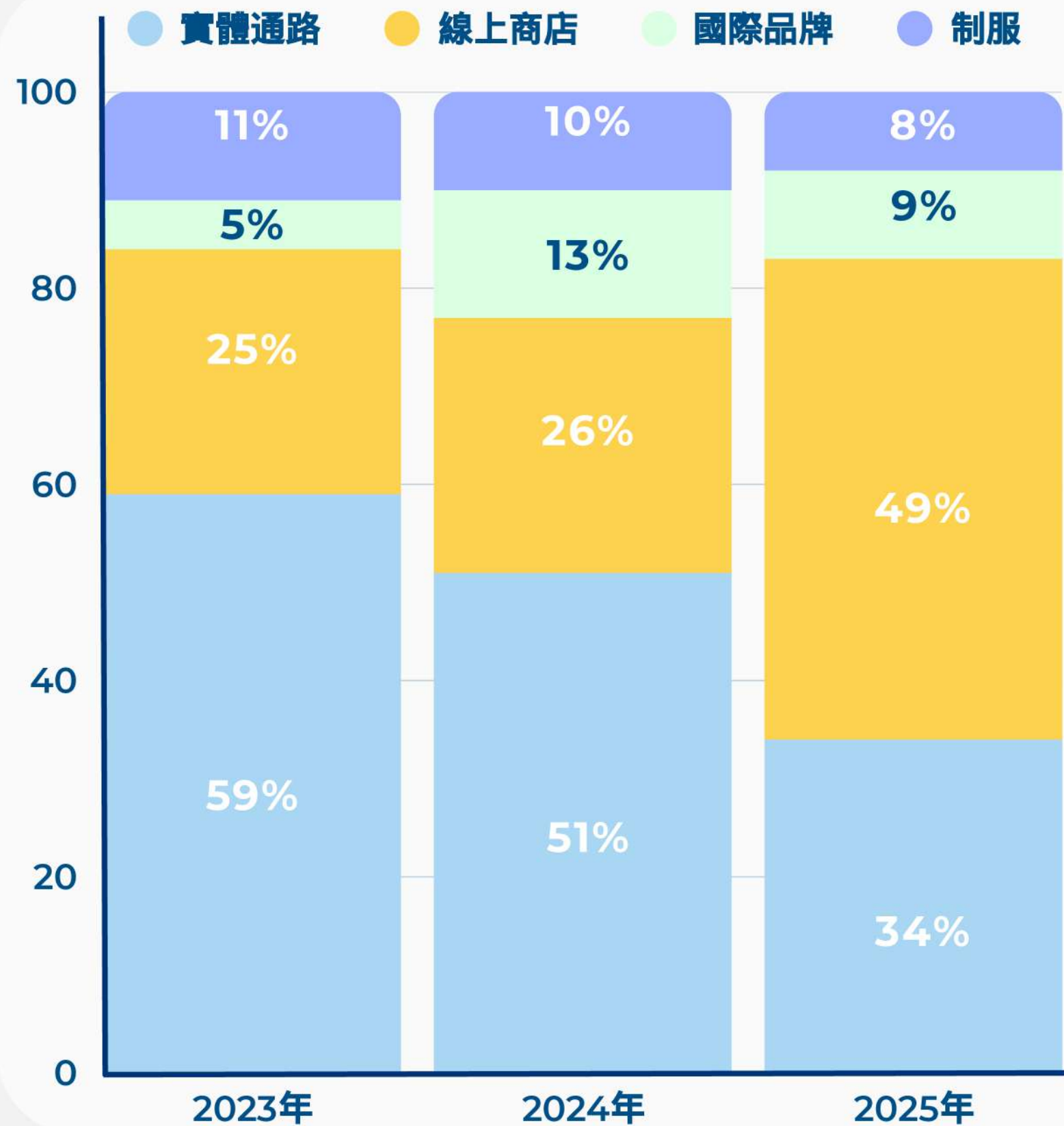
成長率
+28.3%

重要財務指標



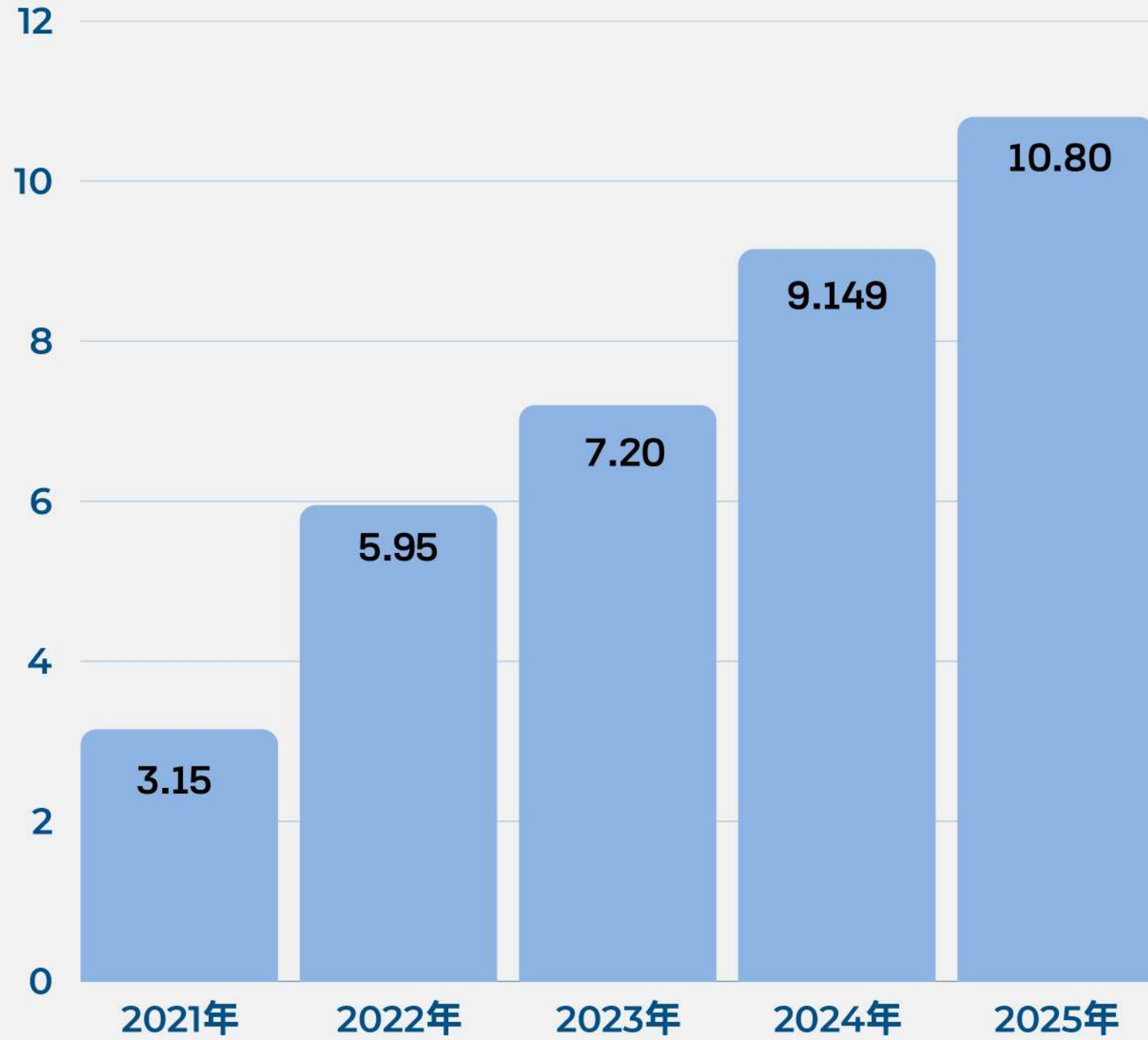
資料來源：會計師歷年查核報告 10

重要財務指標



歷年每股配發股利

● 現金股利 ● 股票股利



股利政策



公司章程規定

分配股東股息紅利時，得以現金或股票方式為之，其中現金股利不低於股利總額之10%

- ✓ 獲利能力：公司核心競爭力
- ✓ 目標配發率：70% 配發率



未來展望



穩

營收雙位數成長

訂單成長 業績續強 

產能擴張 亞洲非洲 擴產布局

掌握趨勢 重點客戶 成長啟程

賺

已5年1股本以上

高獲利 已第5年賺\$10以上

配息率 目標70%配發率

配息額 回饋股東

強

增加新結盟

最好組合 發、快、錢 !!!

唯一電商 唯一網紅

最強團隊 新增印尼佔5-10%

三網打盡 掌握生活圈

簡報完畢
敬請指教



Great Giant Fibre Garment Co, LTD

Investor Conference
Company Presentation

Presented by **Great Giant**

DISCLAIMER

- This presentation may contain forward-looking statements, which are based on current expectations but are subject to known and unknown uncertainties that could cause actual results to differ materially from those expressed or implied.
- All information provided herein is for reference only. For official data, please refer to the Market Observation Post System (MOPS). Except as required by law, the Company assumes no obligation to update any forward-looking statements in response to new information or future events.

AGENDA

1. Company Overview
2. Operating Performance
3. Future Outlook





Company Overview



Great Giant Company Information



1991

Year Founded

681 million

Paid in Capital

5554 ppl

Total Employees

Taipei:
Headquarter
Yilan:
Sample Center

Operating Stations
in Taiwan

Main Product Line

Knits, Woven
Seamless
ODM

Main Customers

E-Commerce/Retail Channels/
International Brands



Vietnam Operating Location



Madagascar Operating Location

GREAT GLOBAL
NING BINH(VIETNAM)



GOLDEN VIGOROUS
PHU THO(VIETNAM)



GVI OFFICE
HANOI (VIETNAM)



GAMA
ANTANANARIVO(MAD)



BAOBAB
ANTANANARIVO(MAD) [Under Construction]



Great Giant-Diversified Product Portfolio



ACTIVE



OUTDOOR



CASUAL



FASHION



SLEEPWEAR



SEAMLESS



KIDS

Great Giant- Extensive Customer Base



RETAIL CHANNEL

Walmart  

NORDSTROM

UNIFORM

 
CHAMPRO[®] SANMAR

MEMBERSHIP STORES

 
sam's club 

INTERNATIONAL BRANDS

GORE-TEX[®]
PRODUCTS


adidas[®]


OAKLEY

T O M M Y

HILFIGER

PERRY ELLIS


NAUTICA


EST. 1920


GREG NORMAN


ROXY


ANTIGUA
APPAREL

ACTIVE WEAR


S I T K A


DICK'S
SPORTING GOODS.

E-COMMERCE

amazon


Sofia Grainge

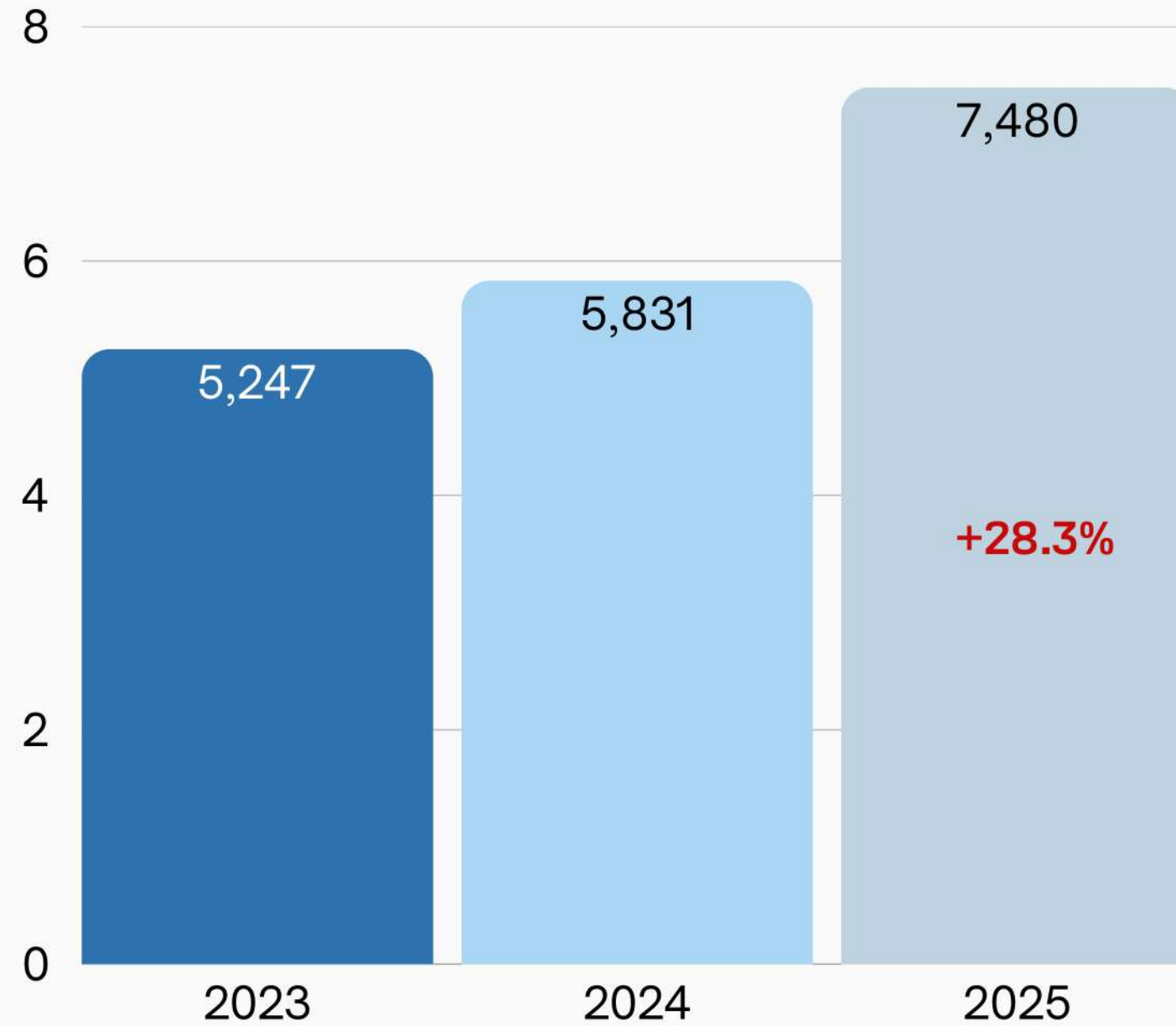
Operating Performance



Key Financial Highlights

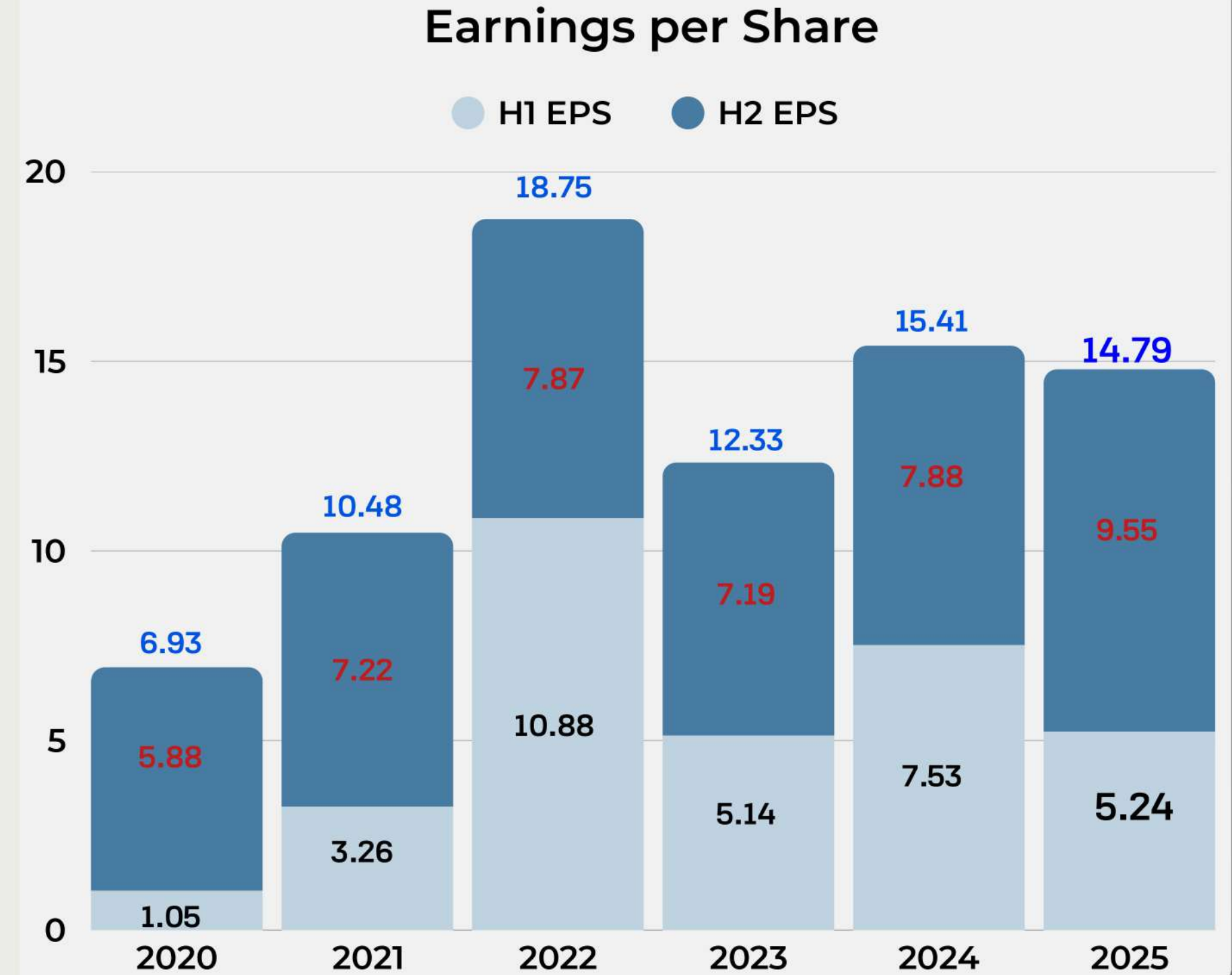


Historical Revenue Performance



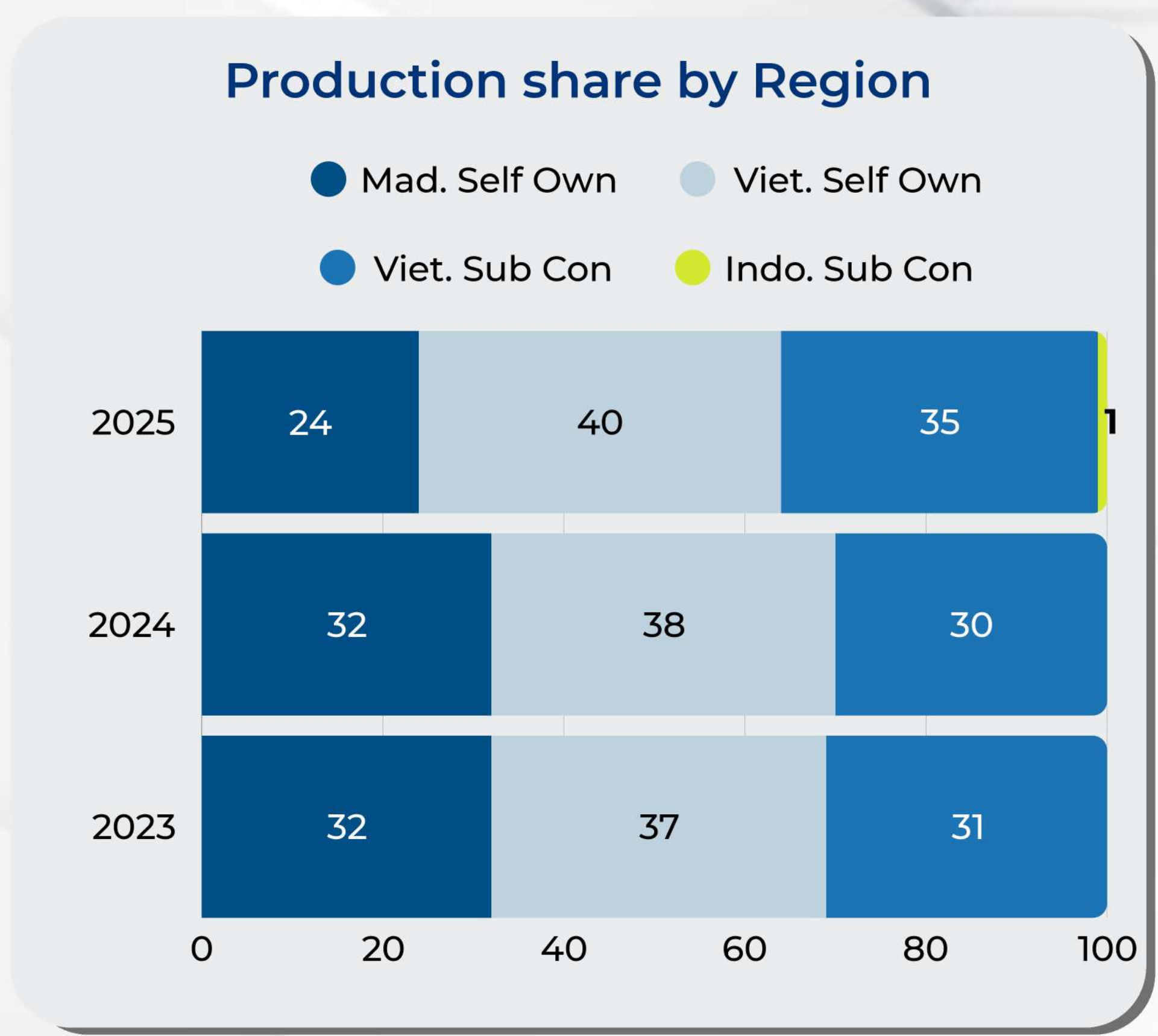
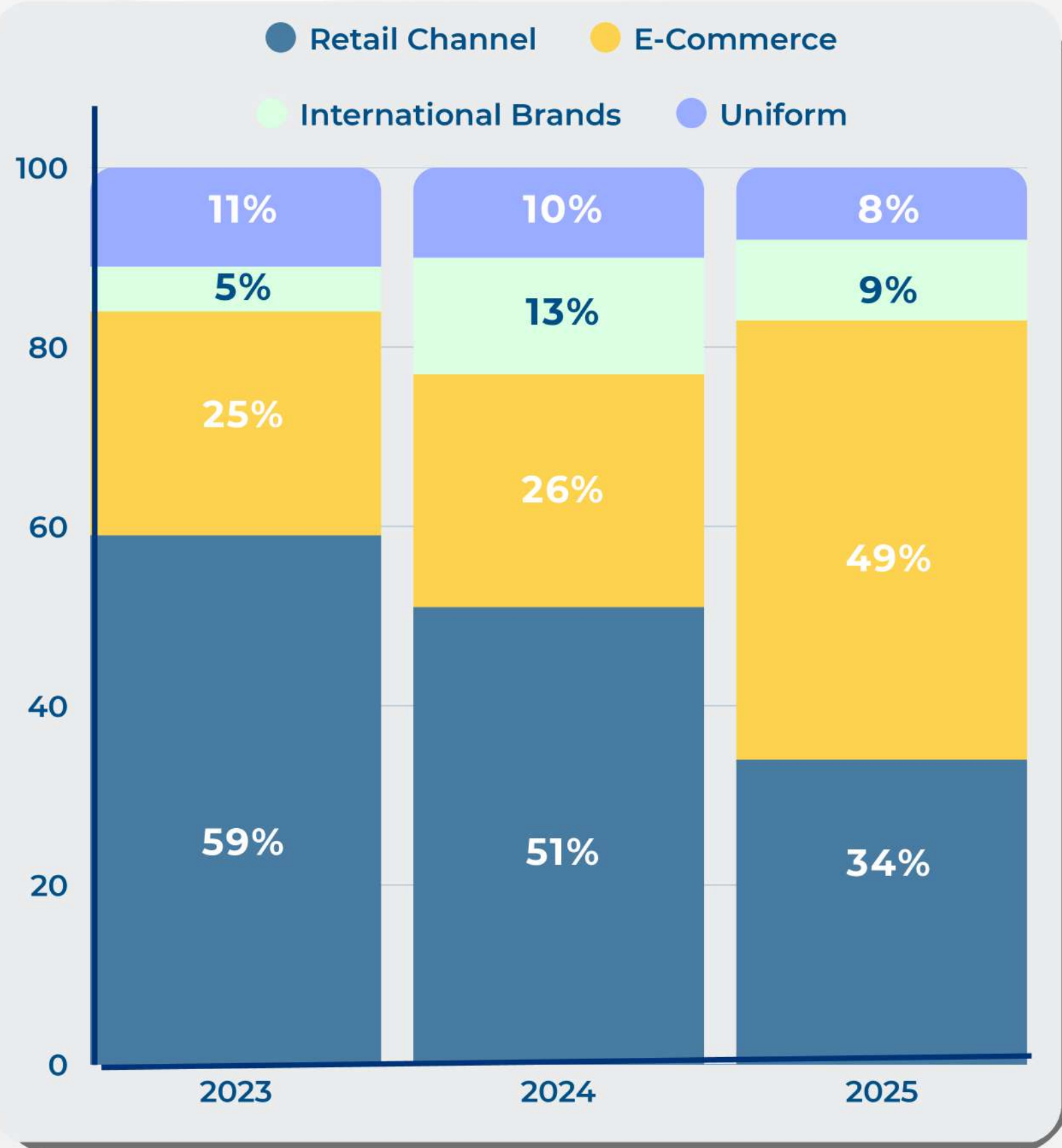
Unit: NTD Million

Key Financial Highlights

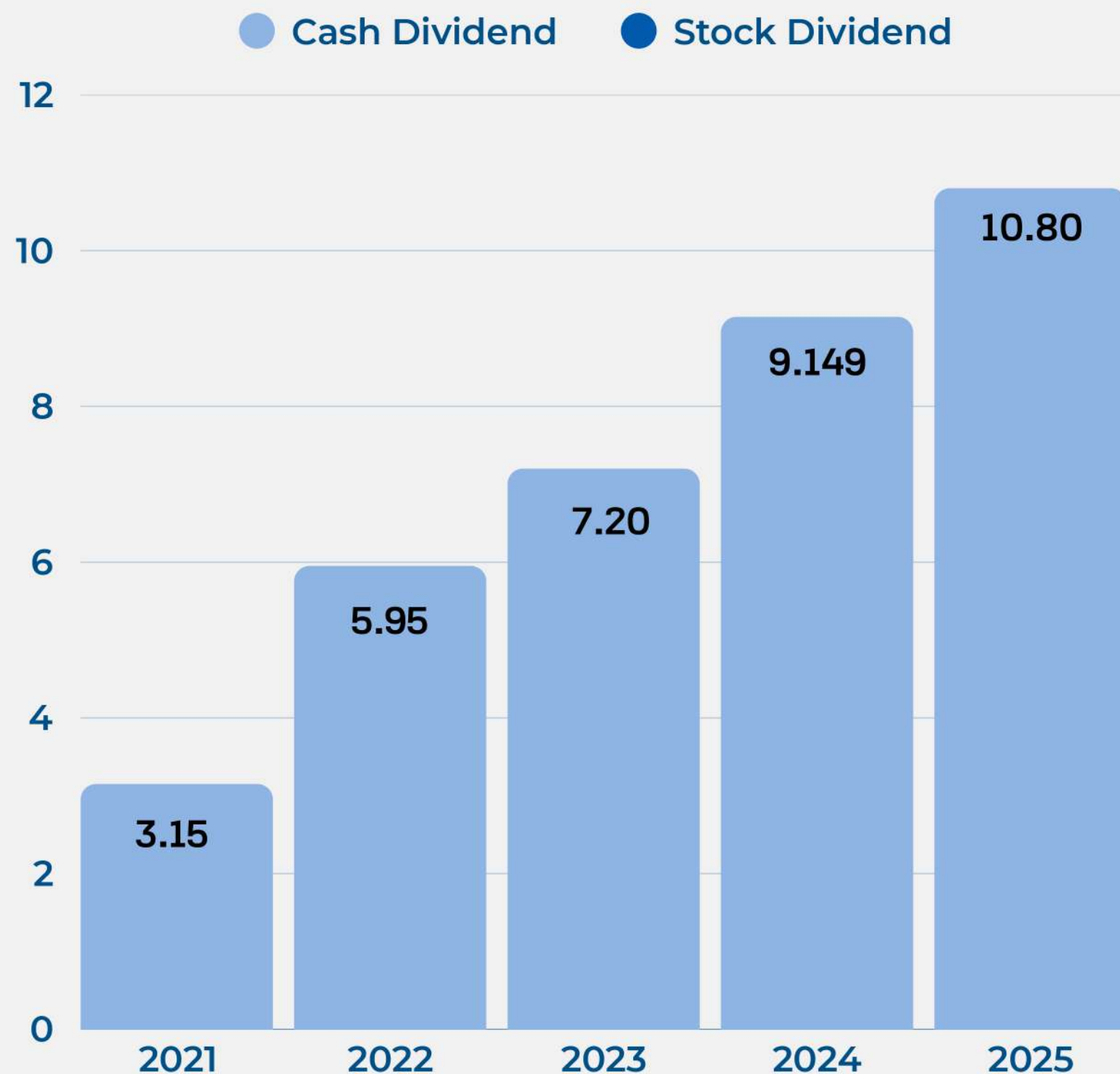


Source: Historical Audited Financial Report 25

Key Financial Highlights



Historical Dividends per Share



Dividend Distribution




Company Provision

The distribution of dividends to shareholders may be effected in the form of cash or stock. The portion distributed as cash dividends shall not be less than ten percent (10%) of the total dividends.

- ✓ **Profit Generation:**
Core Competitiveness
- ✓ **Target Payout Ratio: 70%**



Future Outlook



© 2026 Great Giant Fibre Garment Co., Ltd



Stability

Revenue
Double-digit Growth

Sales Order Growth
Expansion Asia and Africa
Trend Customer Growth

Profitability

Over One Share Capital
for Five Straight Years

Profit 5yrs EPS > \$10
Dividend 70% Payout Ratio
Dividend Amount Return shareholders

Competitive Advantage

Increase New
Alliances

Combination R&D.Fast.Price !!!
Only E-Com Only KOL
A Team Indo. 5-10%

Connect All Three Networks, Take Control of Your Daily Life



Thank you Q&A